




2 - 18 GHz Dual Linearly Polarised Wideband Horn Antenna fitted with SMA Connectors

Catalogue number **QWH-DL-2-18-S-SG**

Q-par reference **QMS-00473**

Contents **Summary**
Typical Gain / Antenna Factor
Typical Beamwidth / Patterns
VSWR

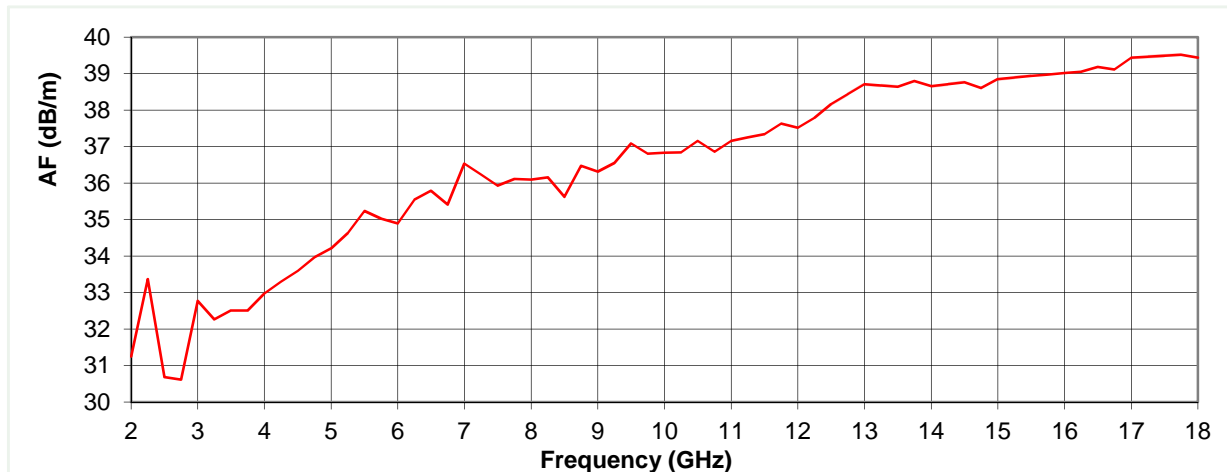
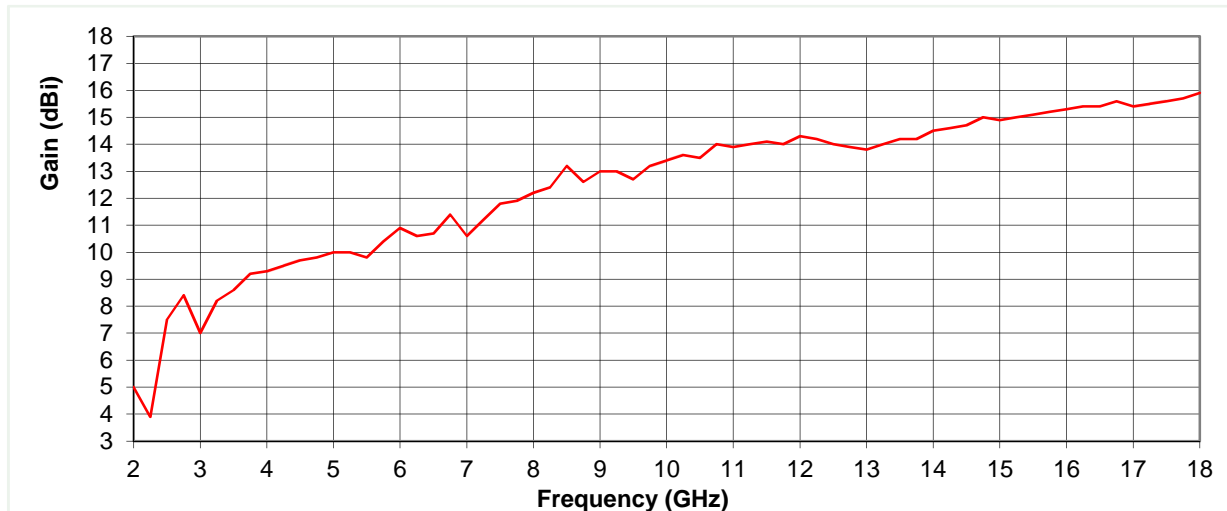


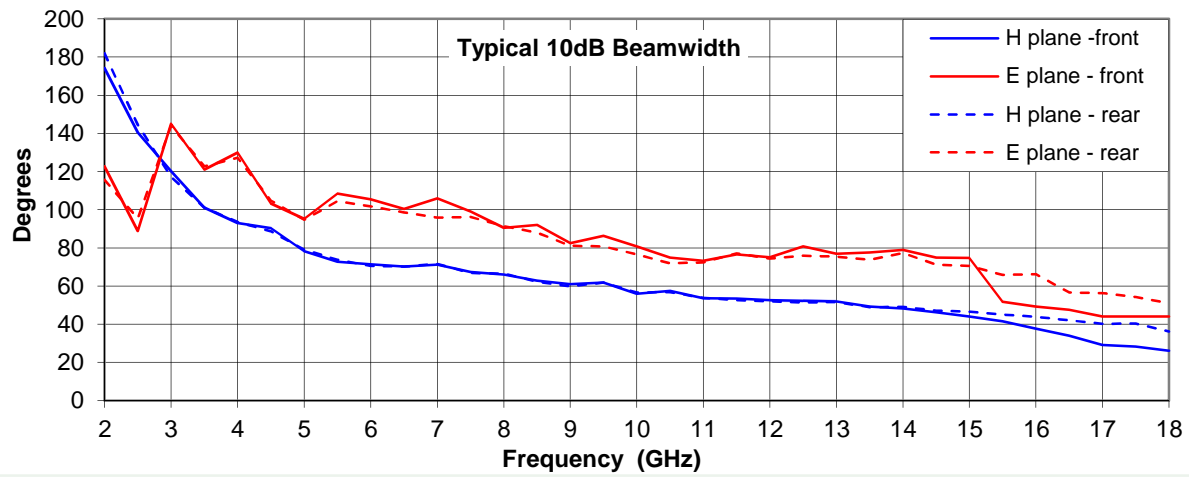
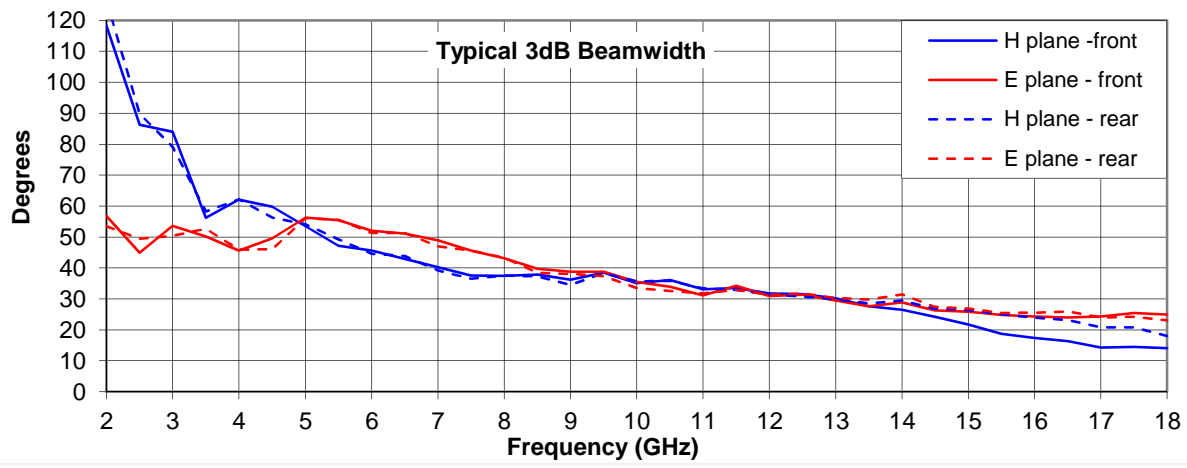
Typical Specification

Frequency	2 to 18 GHz
Connector Type	2 x SMA jack
Power Handling	25 Watt c.w. at 18 GHz
VSWR	Typically < 3 : 1 4.2 : 1 maximum
Isolation	Typically > 30 dB between connectors
Gain	3.9 to 15.9 dBi
Antenna Factor	30.6 to 39.5 dB/m
3dB Beamwidth	14 to 118 degrees
10dB Beamwidth	26 to 174 degrees
Weight	950 g nominal
Maximum Size	158 x 158 mm aperture, 188 mm long
Mounting	1 x M5 tapped hole plus 8 x M4 tapped holes, 40 mm pitch circle diameter
Construction	Aluminium with painted sides. Stainless steel connector.

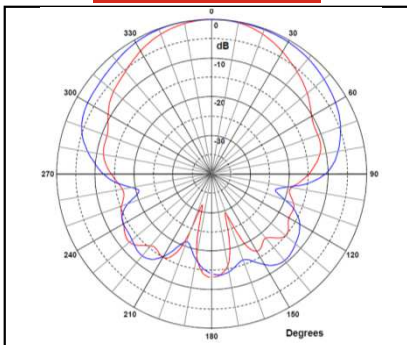
Typical Antenna Gain / Factor

This is calculated by reference to standard gain horn antennas, and cross checked with reference to the antenna beamwidth, with an estimated error of +/- 0.8dB.

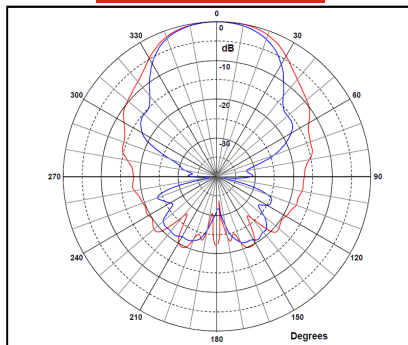




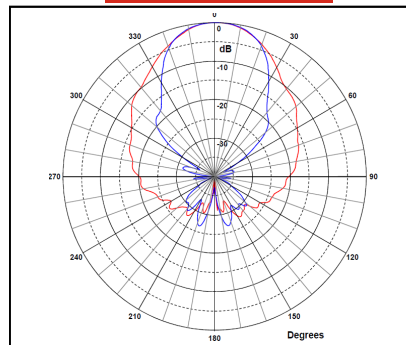
2 GHz



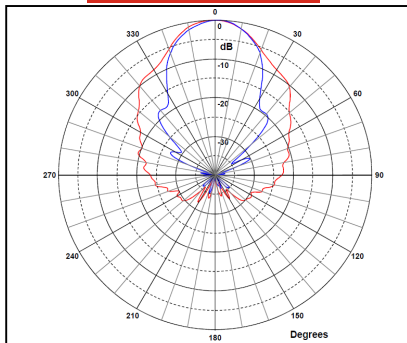
6 GHz



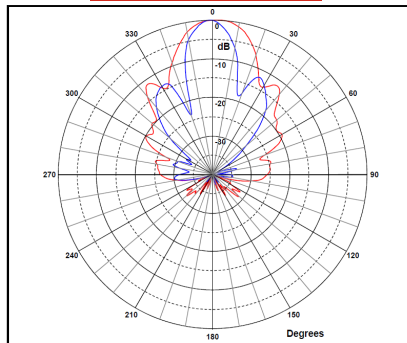
10 GHz



14 GHz



18 GHz



Red trace = E-plane, Blue trace = H-plane cut

