



0.9 to 1.4 GHz


Standard Gain Horn

WG5 WR770 R12

Catalogue number: **QSH-SL-0.9-1.4-2-20**

Q-par reference: **QMS-00072**

Contents: **Summary**
Antenna Gain
Beamwidth
VSWR



MEASURED RESULTS

ANTENNA GAIN

This is calculated by reference to standard gain horn antennas.

The gain measurement is cross checked with reference to the antenna beamwidth, with an estimated error of +/- 0.8 dB

SUMMARY OF RESULTS

Frequency (GHz)	0.9 to 1.4 GHz
Connector type	N type (jack)
VSWR	<1.6:1
Gain	18 to 22 dBi
Power Handling	400 Watts, c.w.
Weight	36 kg
Size - max.	1113 x 804mm aperture 2160 mm. long
Mounting	Mounting brackets fitted on two sides, at C of G Each having 4 holes, diameter 10 mm; 40 mm centres

ANTENNA GAIN

Q-Par Angus Ltd has calibrated the component(s) below in accordance with documented procedures, using test equipment and standards whose accuracy is traceable to National Standards.

Accuracy - Antenna Patterns +/- 1 degree Gain +/- 0.8 dB

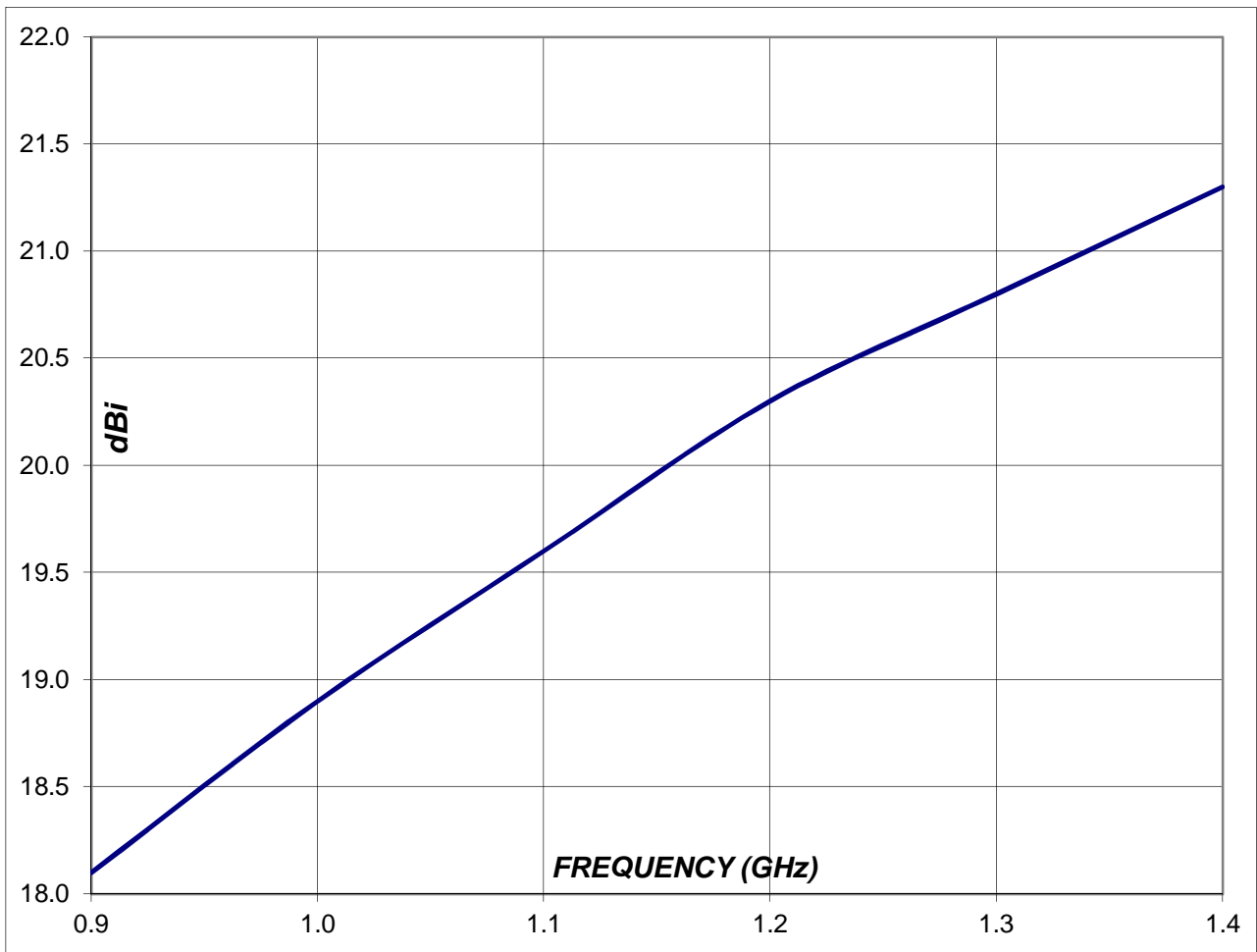
Q-Par Reference: **QMS-00072**

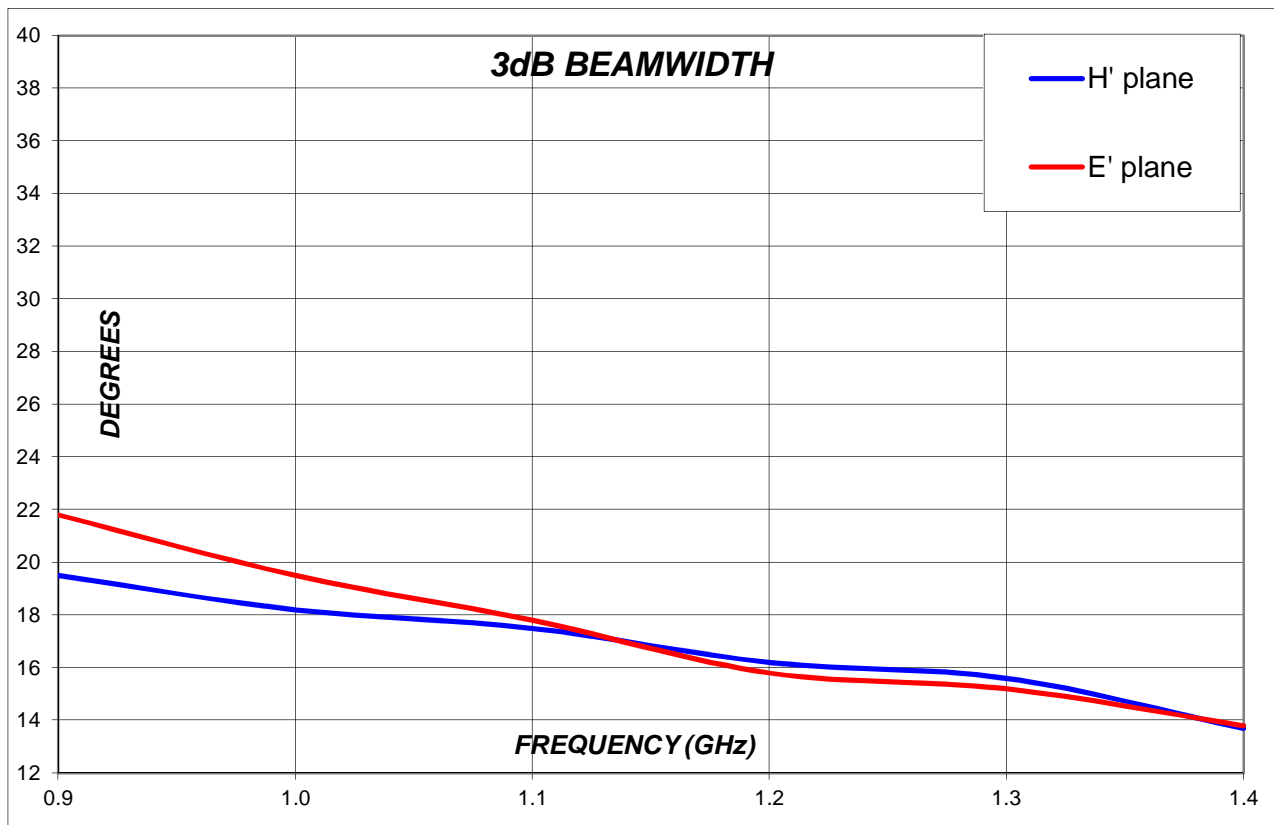
Catalogue number: **QSH-SL-0.9-1.4-2-20**

Manufacturer **Q-Par Angus**

Frequency Range **0.9 to 1.4 GHz**

Product **Standard Gain Horn**





Measured Beamwidths

File: QMS-00072

