



Standard Gain Horn Antenna

1.4 to 2.2 GHz

WG7 R18 WR510

Catalogue number: **QSH-SL-1.4-2.2-A-20**

Q-par reference: **QMS-00443**

Contents: **Summary**
Typical Gain / Antenna Factor
Typical Beamwidth / Patterns
VSWR

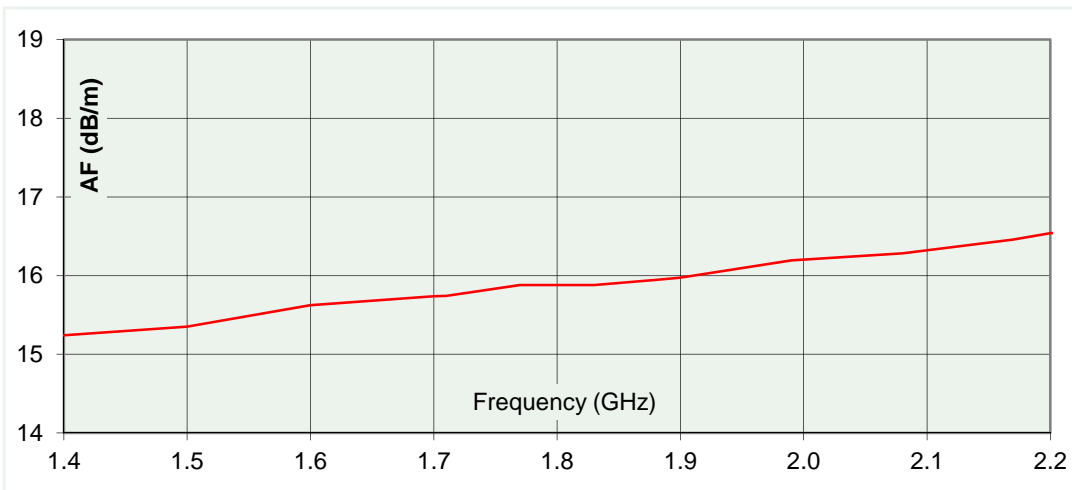
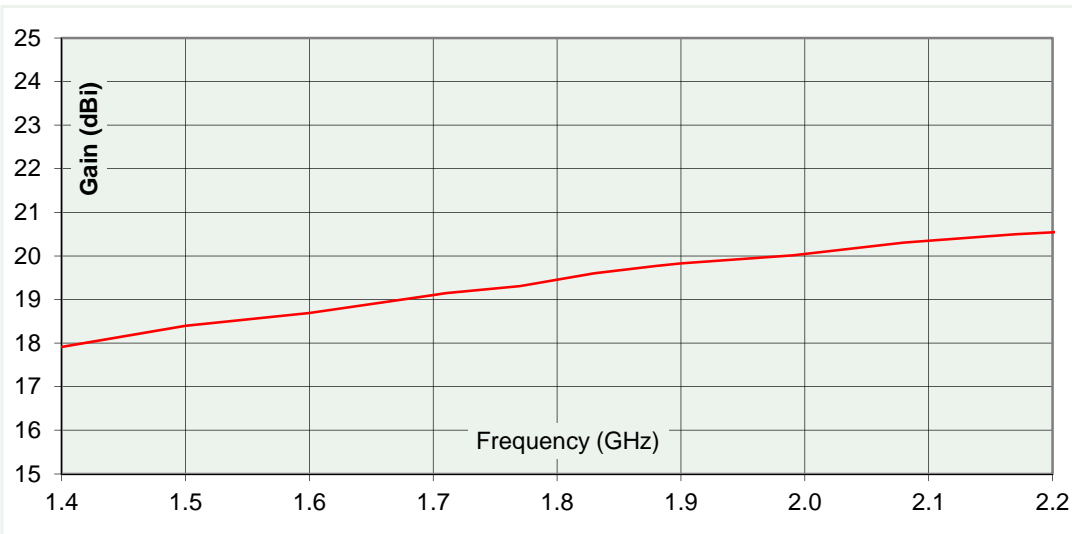


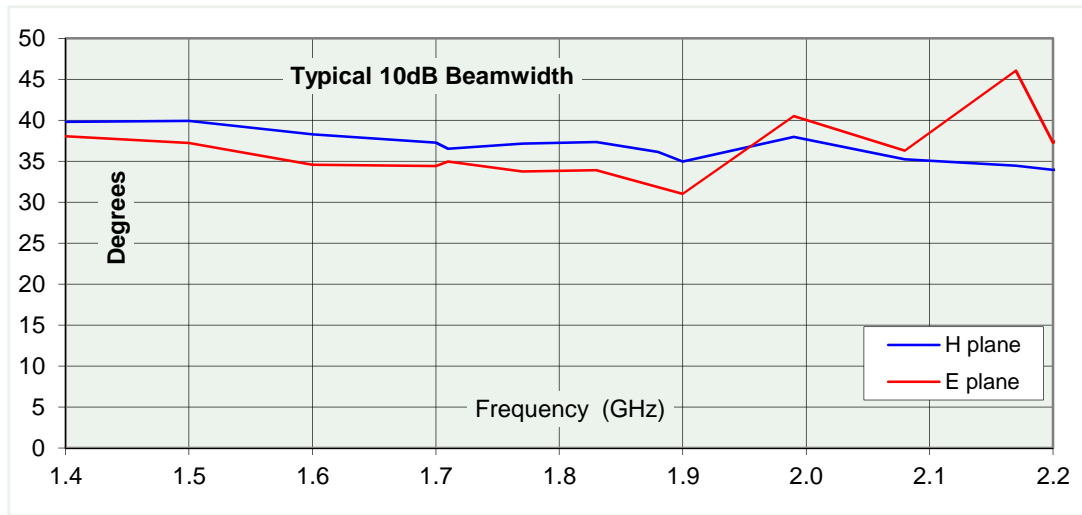
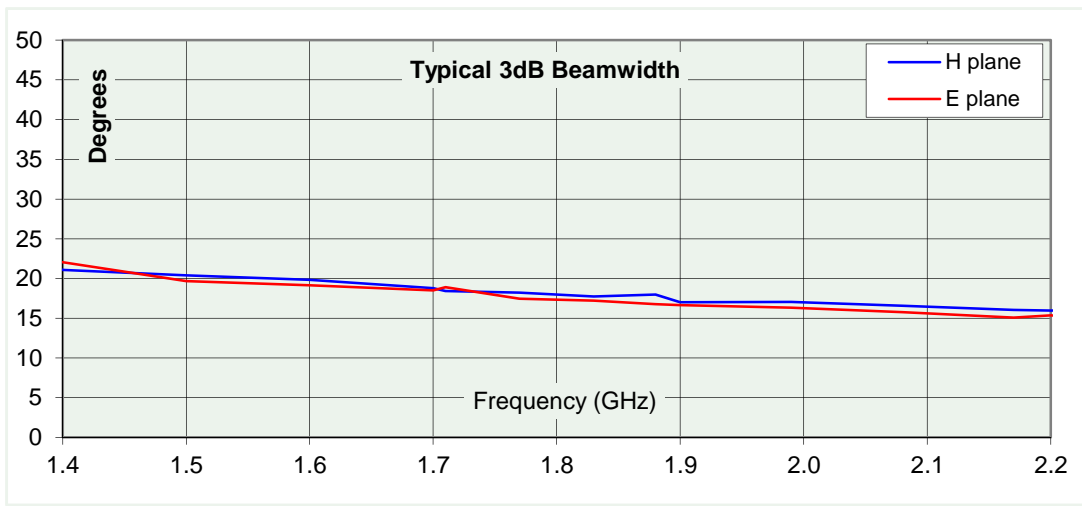
Typical Specification

Frequency	1.4 to 2.2 GHz
Connector type	7/16 type jack
Power Handling	1.8 kW c.w.
VSWR	Typically < 1.3:1 (1.4:1 max.)
Gain	18 to 20.5 dBi
Antenna Factor	15.2 to 16.7 dB/m
3dB Beamwidth	15 to 22 degrees
10dB Beamwidth	31 to 46 degrees
Weight	16 kg nominal
Size- max.	726 x 525 mm aperture x 1405 mm long
Mounting	2 mount plates at centre of gravity, each with 4 holes, diameter 10 mm, 40 mm centres
Construction	Welded aluminium. Powdercoat finish.

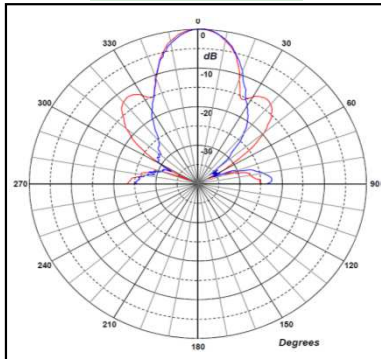
Typical Antenna Gain / Factor

This is calculated by reference to standard gain horn antennas, and cross checked with reference to the antenna beamwidth, with an estimated error of +/- 0.8dB.

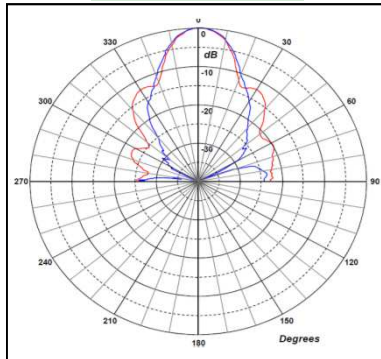




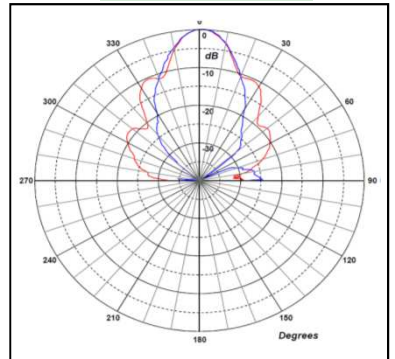
1.4 GHz



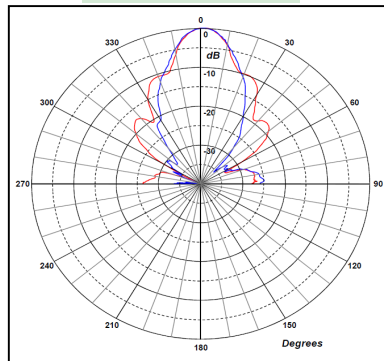
1.6 GHz



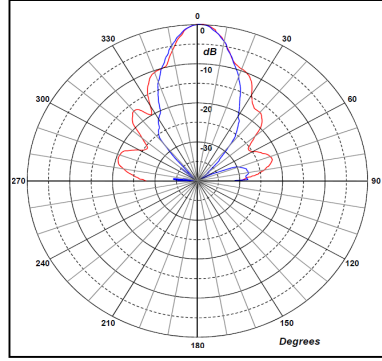
1.8 GHz



2.0 GHz



2.2 GHz



Red trace = E-plane, Blue trace = H-plane cut

